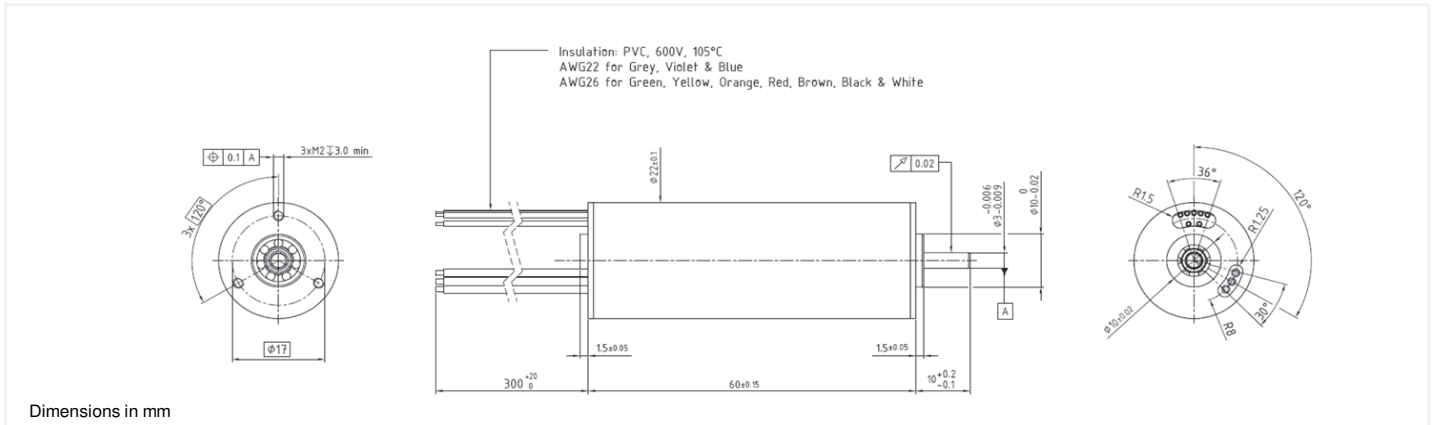


22ECT60 Ultra EC™

4 pole

Ø22mm

86W

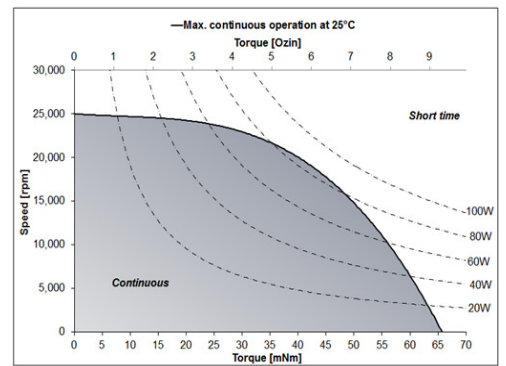
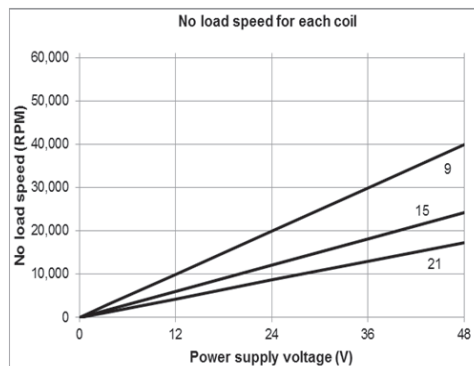


22ECT60 10B - \*\*

Electrical Data	**	9	15	21	
1 Nominal Voltage	$U_N$	24	24	24	Volt
2 Optimization Direction	-	Symmetrical	Symmetrical	Symmetrical	-
3 No-Load Speed	$n_0$	20,370	12,350	9,180	rpm
4 Typical No-load Current	$I_0$	370	170	115	mA
5 Max Continuous Mechanical Power (@25°C)	$P_{max}$	86	86	86	W
6 Max Continuous Current	$I_{e max}$	5.9	3.6	2.6	A
7 Max Continuous Torque	$M_{e max}$	65.9 (9.34)	66.9 (9.48)	64.3 (9.11)	mNm (oz-in)
8 Back EMF Constant	$K_E$	1.16	1.97	2.72	V/1000 rpm
9 Torque Constant	$k_M$	11.1	18.8	26.0	mNm/A
10 Motor Regulation	$R/k^2$	1.5	1.5	1.6	$10^3/Nms$
11 Motor Regulation	$k/R^{1/2}$	25.5 (3.6)	26 (3.7)	25 (3.5)	mNm/W <sup>1/2</sup> (oz-in/W <sup>1/2</sup> )
12 Internal Resistance - Phase to Phase	$R_I$	0.19	0.52	1.08	ohms
13 Line To Line Resistance At Connectors	$R_L$	0.22	0.55	1.11	ohms
14 Inductance Phase To Phase	$L$	0.02	0.06	0.12	mH
15 Mechanical Time Constant	$t_m$	1.3	1.3	1.4	ms
16 Electrical Time Constant	$t_e$	0.12	0.12	0.11	ms

General Data					
17 Maximum Motor Speed	$n_{max}$		61,000		rpm
18 Ambient Working Temperature Range			-30 to + 100 (-22 to + 212)		°C (°F)
19 Ambient Storage Temperature Range			-40 to + 100 (-40 to + 212)		°C (°F)
20 Ball Bearings Preload			6.8		N
21 Axial Static Force w/o Shaft Support (max)			45.0		N
22 Maximum Winding Temperature			125 (257)		°C (°F)
23 Thermal Resistance	$R_{th1}/R_{th2}$		2.0 / 8.8		°C/W
24 Thermal Time Constant	$t_w$		980		s
25 Weight			123 (4.34)		g (oz)
26 Rotor Inertia	$J$		8.71		$g \cdot cm^2$
27 Hall Sensor Electrical Phasing			120		Electrical °

with hall effect sensors	
Wire	Description
Grey	Phase 1
Violet	Phase 2
Blue	Phase 3
Green	3.5 to 24V
Yellow	GND
Orange	Sensor 1
Red	Sensor 2
Brown	Sensor 3
Black	Thermistor (+)
White	Thermistor (-)



V09212016