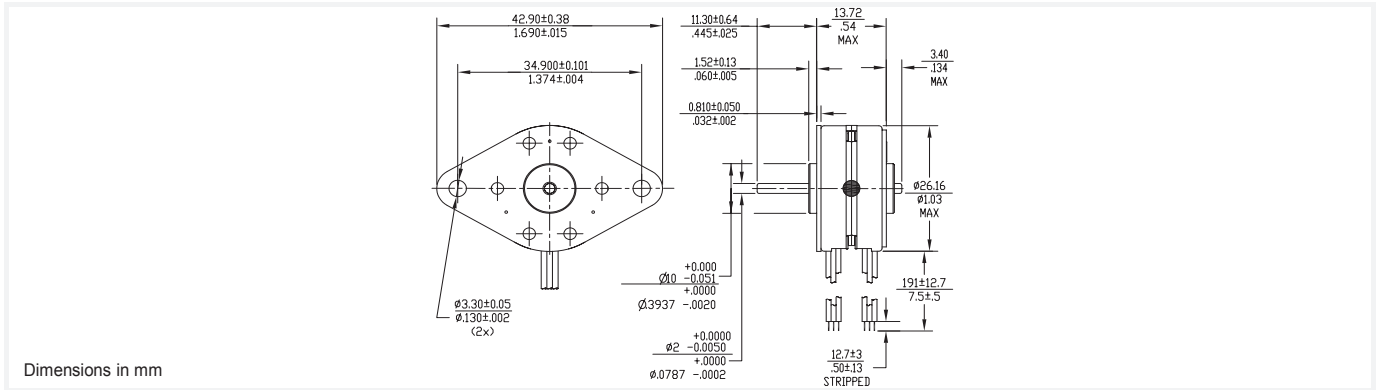


26M048D

RoHS Compliant

Ø26mm

14.5 mNm



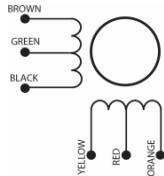
Dimensions in mm

26M048D

Electrical Data	26M048D1U Unipolar	26M048D2U Unipolar	26M048D1B Bipolar	26M048D2B Bipolar	
1 Operating Voltage	5	12	5	12	VDC
2 Resistance per Phase, ± 10%	19.6	110.0	19.8	108.0	Ohms
3 Inductance per Phase, typ	4.9	33.0	12.0	55.0	mH
4 Rated Current per Phase *	0.26	0.11	0.25	0.11	A
Coil independent parameters					
5 Holding Torque, MIN *	11.5 (1.63)	11.5 (1.63)	14.5 (2.05)	14.5 (2.05)	mNm (oz-in)
6 Detent Torque, Max			4.2 (0.6)		mNm (oz-in)
7 Rotor Inertia			1.1 (0.00601)		gcm ² (oz-in-s ²)
8 Step Angle			7.5		Degree
9 Absolute accuracy 2 ph. On, Full step			± .5		Degree
10 Steps per Revolution			48.0		
11 Ambient Temp Range (operating)			-20 to +70 (-4 to +158)		°C (°F)
12 Maximum Coil Temperature			130 (266)		°C (°F)
13 Bearing Type			Sintered Bronze Sleeve		
14 Insulation Resistance at 500 VDC			100.0		Mohms
15 Dielectric Withstanding Voltage			650 for 2 seconds		VAC
16 Weight			34 (1.2)		g (oz)
17 Leadwire			AWG #28, UL1429 (80° C, 150 V)		

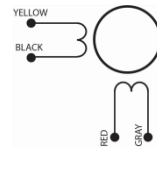
All Motor Data Values at 20°C Unless Otherwise Specified

* Energize at Rated Current, 2 Phase On



UNIPOLAR COIL				
YELLOW	ORANGE	BROWN	BLACK	RED/GREEN
+	-	+	-	+
+	-	-	+	+
-	+	-	+	+
-	+	+	-	+
+	-	+	-	+

VIEWED FROM OUTPUT SHAFT



BIPOLAR COIL			
RED	GRAY	YELLOW	BLACK
+	-	+	-
+	-	-	+
-	+	-	+
-	+	+	-
+	-	+	-

VIEWED FROM OUTPUT SHAFT

